

# Contents

Page

## **SECTION A: DESIGN**


A.1 INTRODUCTION .....	1
A.1.1 Select Builder Program .....	2
A.2 HOME SITING CONSIDERATIONS .....	2
A.2.1 Zoning, Rights of Ways, Covenants and Easements .....	2
A.2.2 Home Location .....	2
A.2.3 Driveway Location .....	3
A.2.4 Lot Grading .....	3
A.2.5 Retaining Walls.....	3
A.2.6 Tree Preservation.....	4
A.2.7 Drainage Protection .....	4
A.3 ARCHITECTURAL DESIGN.....	5
A.3.1 Architectural Style.....	5
A.3.2 Streetscape Compatibility .....	5
A.3.3 Home Design Repetition.....	5
A.3.4 Uphill Lot Architecture.....	6
A.3.5 Size .....	6
A.3.6 Corner Lot Sites .....	6
A.3.7 Height of Structures .....	7
A.3.8 Roof Form .....	7
A.3.9 Garages.....	7
A.3.10 Driveways and Walkways .....	8
A.3.11 Front Façade.....	8
A.3.12 Front Entries, Porches and Decks .....	9
A.3.13 Rear and Side Façade .....	9
A.3.14 Exterior Materials and Finishes .....	9
A.3.15 Exterior Address Numbers .....	10
A.3.16 Exterior Home Lighting .....	10
A.3.17 Accessory Buildings.....	10
A.3.18 Fencing.....	11
A.3.19 Antennas and Satellite Dishes.....	11
A.3.20 Solar Panels.....	11
A.3.21 Recreation and Commercial Vehicles.....	11
A.3.22 Recreation, Commercial and HVAC Equipment .....	12
A.3.23 Privacy Screening.....	12
A.3.24 Commercial Signage.....	12
A.3.25 Garbage, Recycling and Yard Waste Carts .....	12
A.4 LANDSCAPING .....	12

## **SECTION B: REVIEW AND APPROVAL**

B.1	REVIEW FEE AND COMPLIANCE DEPOSIT.....	15
B.2	PRE-DESIGN MEETING.....	16
B.3	PRELIMINARY REVIEW SUBMISSION .....	16
B.4	FORMAL SUBMISSION .....	17
B.5	COLOUR SAMPLES.....	18
B.6	LANDSCAPE PLAN.....	18
B.7	RESUBMITTING FEES.....	18
B.8	APPROVAL.....	18
B.9	CONSTRUCTION COMPLETION REQUIREMENTS .....	19
B.10	INSPECTION AND RELEASE OF COMPLIANCE DEPOSIT....	19

## **SECTION C: CONSTRUCTION**

C.1	LEGAL SURVEY.....	21
C.2	SITE GRADING PLAN .....	21
C.3	STORMWATER MANAGEMENT .....	21
C.4	DAMAGE TO UTILITIES .....	21
C.5	MATERIALS AND EQUIPMENT STORAGE.....	22
C.6	DAMAGE TO NEIGHBOURING PROPERTIES .....	22
C.7	GARBAGE PICK-UP.....	22
C.8	WASTE MATERIAL AND LITTER ON BUILDING SITES.....	22
C.9	FOUNDATIONS.....	23
C.10	HOURS OF CONSTRUCTION .....	23
C.11	TRUCK ROUTES .....	23
C.12	MISCELLANEOUS AND GENERAL PRACTICES.....	23
C.13	RIGHT TO REFUSE WORK ON THE PREMISES.....	24



## Design

### A.1 Introduction

**W**ilden is the culmination of years of careful thought and planning. Just as you strive to incorporate your dreams into the creation of your new home, the Wilden project was created to be a high quality family community. It is with this goal of quality that these guidelines were developed to establish a controlled neighbourhood character and to protect and enhance every Owner's property values.

The following guidelines describe the considerations the approving authority, as designated from time to time by Blenk Development Corp. (herein called the Design Review Consultant"), will apply in reviewing your new home plans.

There are a few general points to keep in mind when reading these guidelines. First, it is the responsibility of the Design Review Consultant to accommodate creativity and individuality of home design while maintaining standards of quality and neighbourhood compatibility. In this regard the Design Review Consultant shall have sole discretion and final authority in determining what is compatible and consistent with the intent of these guidelines. The Design Review Consultant shall not be liable to any Owner, and no action shall lie against the Design Review Consultant by any such Owner, for decisions made by the Design Review Consultant in good faith under these guidelines.

Secondly, these guidelines are not intended to take the place of any Provincial or Municipal laws or regulations. Owners and their builders are solely responsible for ensuring conformity with the applicable City of Kelowna zoning regulations and any other relevant Provincial and Municipal requirements. In addition, there is a Building Scheme registered against the title to each of the lots, which Building Scheme references these initial guidelines. If there is an inconsistency or contradiction between the guidelines as set out in this booklet and the Building Scheme, then the Building Scheme shall govern and take precedence.

Finally, these guidelines are subject to change from time to time as determined by Blenk Development Corp.

### **A.1.1 Select Builder Program**

To ensure a consistently high standard of home construction at Wilden, Blenk Development Corp. has instituted a Select Builder Program. This program requires that all homes at Wilden be constructed by a select group of builders designated from time to time by Blenk Development Corp. Accordingly, all Owners are required to enter into a contract with a Select Builder for the complete construction of their homes. For greater certainty, Owners are not permitted to either personally or through the services of a contractor other than a Select Builder, undertake any aspects of the home construction including but not limited to exterior finish, painting, driveways, walkways and patios.

Blenk Development Corp. reserves the right to alter or discontinue the Select Builder Program at any time including changes to the builders designated under the program. A current list of the designated Select Builders is available from Blenk Development Corp. during normal business hours.

## **A.2 Home Siting Considerations**

Blenk Development Corp. has taken care to retain the essence of the property's natural setting by planning each individual lot in a way that retains, where possible, the lot's natural characteristics. The guidelines are focused on retaining the site's natural character, while providing neighbourhood specific objectives.

### **A.2.1 Zoning, Right of Ways, Covenants and Easements**

Zoning classification has been applied to best meet specific site opportunities and therefore varies from neighbourhood to neighbourhood. Owners and their builders are solely responsible for ensuring conformity with the applicable City of Kelowna zoning regulations and any other relevant municipal requirements.

Certain lots may have Statutory Right of Ways, Covenants or Easements registered on the title. Owners are solely responsible for becoming familiar with these charges and agree to be bound by and comply with the provisions contained therein.

### **A.2.2 Home Location**

To minimize the impact of home construction on the natural characteristics of the lot, homes are to be located as close to the front of the lot as possible while still conforming to the zoning regulations. The Design Review Consultant may give special consideration to this requirement for irregular shaped lots.

### **A.2.3 Driveway Location**

Driveway locations must be approved by the Design Review Consultant taking into consideration the cut and fill situations, retaining walls, service locations, aesthetics and the impact on adjacent lots. In particular, driveway locations have been pre-established for most lots and deviations from the prescribed locations will be at the sole discretion of the Design Review Consultant.

Driveway locations are restricted to fronting and flanking streets only. In particular where the rear of the lot has street access, no driveways, vehicle access or provision for parking will be allowed from this rear street.

### **A.2.4 Lot Grading**

Lot grading must conform to the approved site grading plan and where possible follow the natural slope of the landform.

Subject to the approved site grading plan, lot recontouring will be permitted to control site-specific drainage problems and will be restricted to within the defined construction envelope. Drainage flow patterns should be identified on the proposed site plan to show positive drainage patterns away from structures and adjoining lots.

Lot slopes should be integrated within the building massing as much as possible (i.e. stepped foundations and multiple floor levels) to minimize the need for grades steeper than 3:1.

Significantly visible rock outcroppings shall be preserved and incorporated into the site plan to the greatest extent possible.

The proposed grading shall create a naturally sloped or terraced effect resulting in varied footprints that conform to the topography and reduce the need for large visible retaining or skirt walls.

All grading shall present a finished appearance with rounded slope transitions.

### **A.2.5 Retaining Walls**

Where retaining walls are needed every effort should be made to minimize the visual impact of the walls through limiting heights, use of suitable wall materials and creating opportunities for screening through landscape treatments.

Retaining walls, in general, should not exceed an exposed height of 4 feet where visible from the front or flanking streets. Higher walls will be allowed in areas not visible from any street. If a higher grade is required to be retained, a stepped form is

encouraged to reduce the visual mass of the wall. When walls are stepped, the space between wall faces should be adequate to provide for a functional planter.

Wall materials should complement the character of the house. Natural dry stacked stone walls are encouraged. Irregular dumped rock walls and non-faced cast in place concrete walls will not be permitted. Retaining wall construction shall be to a high standard of workmanship and structural integrity. All retaining wall location, height, materials and quality of workmanship will be reviewed prior to approval by the Design Review Consultant.

Any Owner wanting to alter the existing grade on their lot is solely responsible for any and all retaining required including engineering and compliance with municipal requirements. All retaining wall construction must be contained within the lot lines and constructed in such a way that there is no impact on neighbouring lots.

Owners are encouraged to identify the need for retaining walls during the house and lot grading design process. Details of any proposed walls must be shown on the plans and drawings submitted to the Design Review Consultant for approval. Owners are encouraged to consider the benefits of constructing retaining walls early in the house construction process to avoid possible issues with restricted access and disturbance to neighbouring lots normally related with construction retaining walls after the home is completed. Construction of all retaining walls must be complete prior to final home and landscape approvals.

#### **A.2.6 Tree Preservation**

The existing trees and native growth on the lot should be preserved whenever possible. Best efforts shall be made to preserve existing trees, which do not interfere with the building envelope and enhance the overall individual site and neighbourhood characteristics.

In lot areas specifically protected by easement or covenant, no tree removal of any type is permitted without the approval of the City of Kelowna.

#### **A.2.7 Drainage Protection**

Drainage Protection is the responsibility of the Owner. The design of the drainage system must retain natural drainage patterns and minimize impact on natural forest cover and neighbouring properties. Drainage must conform to the approved site grading plan.

### **A.3 Architectural Design**

The following architectural standards have been developed in response to the development's aesthetic goals and neighbourhood character. The purpose of these standards is not to create look-a-like residences, or to suggest that they should all use identical finishes, but rather to create a harmonious architectural approach compatible with the planned neighbourhood. No residence or structure should stand apart in its design or construction from its neighbours within Wilden.

#### **A.3.1 Architectural Style**

No specific architectural style is required or desired at Wilden. Rather, the goal of architectural harmony is to be achieved through the use of a controlled range of complimentary forms, materials, and colours. Using these materials, a very wide range of architectural designs can be a comfortable part of and enhance the neighbourhood. While the intention is to maintain flexibility in design, several key architectural elements have been identified as desirable and therefore encouraged as part of any home design. These elements include prominent front entries, pitched roofs, non-dominant garages, and selected finish materials.

Certain architectural styles, while having a beauty of their own, are so closely associated with other times and other places that their use would distract from the harmony of the neighbourhood. Examples of such inappropriate styles are log and Santa Fe adobe styles. Similarly, experimental or radical building designs, although they may have many merits, are not in keeping with the quiet, more timeless character upon which Wilden was conceived, and will not be approved.

It is not the intent of these guidelines to limit individual creativity and, recognizing the diversity of lots available, certain aspects of these architectural elements may not be appropriate. Owners are encouraged to clarify any specific guideline concerns as early as possible in the review process. Several meeting opportunities have been incorporated into the design review process to allow Owners the opportunity to review various aspects of these guidelines in specific context to individual lot and home designs.

#### **A.3.2 Streetscape Compatibility**

The height, style, and siting of a proposed house will be compatible with the homes on adjacent lots to ensure a gradual transition from one type of house to another. Coordination of architectural detail may be required to achieve this, particularly where a bungalow may be requested between adjacent 2 storey homes. Abrupt changes in heights of eaves and fascias should be avoided from house to house.

#### **A.3.3 Home Design Repetition**

The same house plan with “approximately” the same front elevation shall not be repeated within a 4 lot radius on either side of the street. While similar house plans

and forms may occur along a section of the street in response to similar site conditions, modifications such as changing the direction of roof slopes, size, location of windows/doors and colour selection will be required.

Houses that directly back onto one another will also be considered in terms of repetition, albeit to a lesser degree.

#### **A.3.4 Uphill Lot Architecture**

Special attention will be given to the architecture of homes on uphill lots, in particular the location and design of the front entry and landing. Mid floor or main floor entry style homes on uphill lots are encouraged however basement entry style homes may be permitted with careful consideration given to the house design and lot location to ensure compliance with the overall architectural objectives at Wilden and character of the surrounding neighbourhood. Owners are encouraged to discuss the various design options for homes on uphill lots with the Design Review Consultant as early as possible in the review process.

#### **A.3.5 Size**

There is no predetermined appropriate size of home in relation to the lot size in the development however homes that are excessively large or small for their sites and the overall context can detract from the setting and will be discouraged. The minimum floor area will be 1,200 square feet for 1-storey homes and 1,600 square feet for a 1½ or 2-storey homes. This minimum floor area is to be based on habitable areas not including basements. Homes that are less than the minimum floor area may be allowed at the sole discretion of the Design Review Consultant.

With the exception of uphill style homes, all homes will be restricted to 1 or 1½-storey styles. 1½-storey homes are defined as those where a portion of the 2<sup>nd</sup> floor is built within the roof area as determined by the Design Review Consultant.

#### **A.3.6 Corner Lot Sites**

Homes on corner lot sites are priority lots and have 2 distinguishing characteristics:

- a) they are highly visible with 2 fully exposed elevations and a rear elevation that is also easily observed from the street or lane; and
- b) 2 alternatives exist for front door locations.

Because of the exposure of the elevations and the 2 sided locations, the following principles will be considered in siting corner lot homes:



- a) as priority lots, special attention must be given to the quality of architectural design, visual variety, and consistent material finish on all exposed elevations; and
- b) the front door of the house must be located on the fronting street. Use of porches will be considered to create attractive and interesting elevations appropriate to the exposure and high profile of corner lots.

### **A.3.7 Height of Structures**

The Design Review Consultant will consider suitability of building height to the site and its surroundings in order to minimize the impact of structures on neighbouring lots. Basement levels will be allowed to be a maximum of 3 feet exposed between adjacent grade and top of foundation on elevations visible from the front and flanking streets.

### **A.3.8 Roof Form**

Visually, the roof is fundamental to the overall image of the individual home and neighbourhood. The roof form will have the following characteristics.

- a) all roofs must be predominately sloped, utilizing forms that contribute to reducing apparent building bulk. Simple forms are favoured over the complex. Non-dominant areas of flat roof may be considered on a case by case basis with approval at the sole discretion of the Design Review Consultant;
- b) all homes must have sloped roofs with a pitch of between 3/12 and 4.5/12;
- c) roof overhangs shall generally be:
  - i. a minimum of 36 inches for roof pitches from 3/12 to less than 4/12; and
  - ii. a minimum of 30 inches for roof pitches from 4/12 to 4.5/12.
- d) eave fascia must be substantial with a minimum dimension of 7½ inches wide and 1 inch thick. A “layered” style of gable end fascia (bardge board) treatment is encouraged and must be a minimum 9½ inches in overall width.

### **A.3.9 Garages**

Garages, where possible, should not be the prominent element of the building and should be oriented such that the garage door is not the dominant element of the building facade. Garages are encouraged to be set back from the principal front facade of the home however garages will be allowed to extend to a maximum of 6 feet in

front of the plane of the principal front facade of the home (not including porch). This applies regardless of the direction the garage door faces.

In the case of corner and irregular lots, consideration will be given to side entry garages such that the doors do not directly face the front street. Detached garages that complement the house will be considered.

The style of the garage door must be in keeping with the overall architectural style of the home. Basic raised panel garage doors will not be permitted. Obscure glass must be used in garage doors where a significant area of the door is glass. Garage doors must be a single subtle colour and complimentary to the colour of the home. High contrast colours for garage doors should be avoided.

All houses are to have at least a 2 bay garage. A maximum 3 bay garage shall be permitted on any façade facing a front street. Single width garage doors and staggered setbacks add extra dimension to the street elevations and are preferred. In general, garage door height should not exceed 8 feet unless otherwise approved by the Design Review Consultant.

#### **A.3.10 Driveways and Walkways**

Driveway width should not exceed the width of the garage structure at any point. No additional driveways, parking pads or provisions for parking of vehicles of any type are permitted on the lot except for on the driveway immediately in front of the garage.

All driveways, walkways and concrete flatwork visible from the front or flanking street must be constructed using exposed aggregate concrete, stamped concrete, sand profiled concrete with banding and integrated colour and/or brick pavers. Colour should be compatible with the home's colour scheme or to match any dominant stone or brick elements on the home. Driveway banding should be a minimum 12 inches wide.

#### **A.3.11 Front Façade**

The front façade is a vital component in establishing a solid first impression of the home and as such, special attention must be given to the design, detailing, materials and colours.

A minimum of 3 different wall treatments are to be incorporated in the front façade including mandatory stone or brick facing. Where stone or brick facing extends to an outside corner it must wrap around that corner a minimum of 2 feet along the side of the home.

Where the vertical distance from the top of the garage door(s) to the adjacent gutter line projection exceeds 24 inches, some form of architectural feature must be incorporated above the garage door(s).

Particular attention will be given to front doors, including transoms and sidelights, as they are a significant component of the front façade.

#### **A.3.12 Front Entries, Porches and Decks**

All homes are required to incorporate a front entry landing or porch to provide a transition from yard to house. Finishing shall be complimentary with the overall home design.

Front entries will not be allowed to be “flush” with adjacent grade. A minimum elevation change of 12 inches is recommended although exceptions will be considered for downhill style lots.

Front entry protective barriers and railings will utilize spindles (square or turned according to house style), or pony-walls finished with the same exterior finish material that adorns the majority of the house.

Front entry surface finishing shall be exposed aggregate concrete, stamped concrete, sand profiled concrete with integrated colour, brick or tile. Vinyl deck surfacing will not be allowed on front entries.

#### **A.3.13 Rear and Side Façade**

Special attention to the architectural treatment of the side and rear elevations is to be given where the dwellings back on to another lot or public spaces such as roads, lanes, open spaces, walkways, and parks. Continuation of the architectural style around to and including the rear elevation is essential, especially on homes with walkouts visible from below. This includes the treatment of rooflines, walls, projections, window placement, and a varied use of materials.

Rear decks should be designed to be an integral part of the home. All rear deck and railing materials and colour should be complimentary with the house design finish.

#### **A.3.14 Exterior Materials and Finishes**

A minimum of 3 distinctly different wall treatments are to be used on each home. Different wall materials that are similar in appearance and texture will be considered as 1 wall treatment. The use of natural materials and warm colours are encouraged. Exterior building surface materials are to compliment the natural character of the site and as such the following materials will be allowed:

- Walls:** Cement fiber board, high-density wood composite board, cedar, shingles, board and batton, stone, acrylic stucco, slopdash stucco and approved metal siding.
- Colour:** Predominant exterior colours will be rich tones that compliment the natural setting. Exterior colours must be approved by the Design Review Consultant. Special attention will be given to homes located on ridges and other highly visible locations.
- Windows:** All window styles will be considered.
- Roofs:** Concrete tile with butt and flashed fascia or 40 year fibreglass shingles with raised ridges and cut and flashed valleys. All roofing to be charcoal in colour with a profile consistent throughout the entire neighbourhood, as determined by the Design Review Consultant.
- Trim:** The use of heavy trim elements is strongly encouraged. Trim should visually read as a strong element on wall surfaces to provide interest and “layering” of the façade materials. Trim should utilize a combination of different materials, colours, and textures.
- Chimneys/vents:** Painted to match roof colour.

### **A.3.15 Exterior Address Numbers**

Permanent exterior address numbers must be installed where clearly visible from the front street and prior to final home and landscape approvals.

### **A.3.16 Exterior Home Lighting**

To ensure a well-lit front yard/street environment, each home shall have a minimum of 2 exterior lights mounted on the front face of the garage or within the soffit over the garage door(s). The light fixtures are to be a minimum 60 watt incandescent (or equivalent) light source hardwired to a photocell and without manual switching capability.

### **A.3.17 Accessory Buildings**

There shall not be erected, placed or maintained on any of the lots, any building or structure other than 1 detached single-family dwelling house and 1 approved accessory building of materials consistent with the principal dwelling and suitable for residential purposes only (i.e. garden storage, pool equipment, etc.). No metal storage sheds will be allowed.

### **A.3.18 Fencing**

All fencing shall be of standard design and shall be a maximum 4 foot high 9 gauge black vinyl chain link unless otherwise approved. Alternate fencing types may be considered on an individual and site-specific basis with approval at the sole discretion of the Design Review Consultant. In no case will fencing of a solid panel nature be approved. In addition:

- a) no fencing of any type is permitted within the front yard of homes. Side and rear yard fencing must be set back a minimum of 6 feet from the front corner(s) of the home but in no case extend further than the existing or estimated front corner of the home on the adjacent lot;
- b) no fencing of any type is permitted within areas specifically protected by easement or covenant. For greater certainty, this includes but is not necessarily limited to No-Disturbance and Slope Protection covenant areas;
- c) all fences and gates will be consistent with the standard design to ensure neighbourhood continuity; and
- d) privacy between yards is to be achieved through the use of plant material and landscape screening.

### **A.3.19 Antennas and Satellite Dishes**

No exterior radio antenna, C.B. antenna, television antenna or other antenna of any type shall be permitted on any buildings or on any of the lots. No satellite dish greater than 2.5 feet in diameter shall be allowed. Satellite dishes shall not be visible from the front or flanking streets.

### **A.3.20 Solar Panels**

Solar panels must be located on the roof and on the same plane as the roof. Solar panels shall be located on the roof in a location where they are not visible from the front or flanking streets unless approved by the Design Review Consultant.

### **A.3.21 Recreation and Commercial Vehicles**

No vehicle shall be maintained on any lot as a residence nor may any trailer, boat, motor home, truck greater than 1 ton capacity or bus be stored anywhere on any lot unless in an enclosed garage.

### **A.3.22 Recreation, Commercial and HVAC Equipment**

No recreational, commercial or HVAC equipment, including pool equipment, shall be located on any lot within 6 feet from the front corner(s) of the home or where it is visible from the front, flanking or rear streets unless adequately screened.

### **A.3.23 Privacy Screening**

Privacy screening by means of appropriate landscape elements is desirable. If built screens are permitted and approved by the Design Review Consultant, the design of such screens shall be consistent with the design of the house and include adequate landscape planting to soften the appearance.

### **A.3.24 Commercial Signage**

No commercial signage or advertising shall be permitted on any buildings or lots except for real estate signage solely related to the sale of that lot. Real estate signage must be of professional quality and appearance and shall be limited to 1 sign per lot of no greater than 6 square feet of surface area.

### **A.3.25 Garbage, Recycling and Yard Waste Carts**

No garbage, recycling or yard waste carts shall be stored in the front or flanking yard of homes, unless adequately screened.

## **A.4 Landscaping**

To enhance a settled appearance in the neighbourhood, Wilden requires the Owner to complete the landscaping of the front yard, flanking yard (where applicable) and the first 6 feet of the side yard (measured from the front corner of the house) within 6 months of completion of house construction unless weather conditions make it impossible to do so.

Owners are encouraged to consider the environmental and economic benefits of incorporating the recommendations of the City of Kelowna's Landscape & Irrigation Guide to Water Efficiency in their landscape design and installation.

### **A.4.1**

Lot Owners will be required to submit a landscape plan for approval by Blenk Development Corp. (or designate). Planting design should consider the following:

**Hierarchy:** Planting should include a variety of heights; low ground cover, low and medium height shrubs and trees.

**Variety:** Utilize coniferous, broadleaf and deciduous plants. Consider form, size, flower, fruit and foliage for achieving variety.

**Theme:** Although variety is desirable, repetitions of elements will set a theme and help to unify the design. Repeat common plants or forms in different locations.

**Massing:** Groupings of plants are preferable to scattered specimens. The best impact is achieved where masses of the same species are used.

**Ornaments:** Prefabricated garden ornaments such as wishing wells, animals, gnomes, etc., are undesirable. Rock or stone is a desirable embellishment when used in masses.

**Local Suitability:** Plants chosen should reflect specific conditions of topography, soils, light and moisture particular to Wilden. Plant selections should consider local native plant material and drought tolerant plant material.

**Mulch:** Utilize good quality landscape fabric combined with fine grade shredded bark mulch or rock mulch. White landscape rock and lava stone are not appropriate mulch treatments.

#### A.4.2

Front yards are to have a minimum of 2 yard trees and 1 street tree. Yard trees are to be either healthy existing trees that have been retained or new trees supplied and planted by the Owner. Planted yard trees are to include a coniferous tree of minimum 7 foot height with ample width and a sizeable ornamental tree (or approved substitute). Street trees are to be supplied and planted by the Owner within the lot at a location as close to the street and middle of the lot as possible. Corner lots are deemed to have 2 fronting streets and as such are required to supply and plant 2 street trees. The street tree species shall be an Autumn Blaze Maple (*Acer Fremanii*) of a minimum 2 inch caliper.

#### A.4.3

All yard areas are to be irrigated by a timed underground irrigation system.

#### A.4.4

All disturbed areas are to be landscaped, with emphasis on the front and visible portions of the side yards. Rear yards are to be landscaped where they are visible from adjacent existing or future roads. Steeply sloping areas are to be naturalized through planting of native species and dry land grasses and maintained by the Owner.

**A.4.5**

All street fronting yard areas shall be landscaped with trees, lawns, ground cover, shrubs and flowerbeds. Lawn areas are to be sodded, not seeded and artificial or simulated lawn is not acceptable. Rock mulch or gravel only is not an acceptable landscape treatment.

**A.4.6**

The entire front and flanking elevation of the home must incorporate dense shrub planting. Lawn only is not adequate.

**A.4.7**

No hedging over 3 feet in height will be permitted ahead of the front plane of the home.

**A.4.8**

Landscaping will incorporate, where possible, existing trees and should be considered in conjunction with the design of the site plan and house.


**A.4.9**

Street boulevards shall also be incorporated as an integral component of the overall landscape plan and irrigated (with a timed underground sprinkler system) by the Owner at the same time as front yard landscaping is carried out.

**A.4.10**

Integrate hard landscape components like decks, courtyards, patios, storage sheds and privacy fencing with the overall building design.





## Review and Approval

The review and approval process has been structured to assist home Owners and their builders with successfully interpreting the requirements of the guidelines and forwarding approval of plans as quickly as possible. All home plans for this subdivision must be submitted to the Design Review Consultant for review and approval.

### B.1 Review Fee and Compliance Deposit

A refundable compliance deposit and a non-refundable review fee are due prior to the commencement of the review process. The review fee and compliance deposit will be established from time to time by Blenk Development Corp. Owners or their agents are required to notify Blenk Development Corp. in writing, of any existing damage to surface improvements, civil works, legal pins and utilities immediately upon execution of the Offer to Purchase and Agreement for Sale. Blenk Development Corp. will retain the compliance deposit for any of the following infractions:

- a) violation of the guidelines and approvals;
- b) changes to the approved design plans made without approval of the Design Review Consultant;
- c) damage to surface improvements, civil works, legal pins and utilities;
- d) failure to clean up site;
- e) unauthorized dumping; and
- f) failure to remove excavation material spilled on roads, sidewalks, or neighbouring lots.

Application in writing to Blenk Development Corp. for return of the compliance deposit may only be requested upon completion of all home and landscape construction as approved through this Design Review Process. Completion will include:

- a) exterior elevations and final exterior paint;

- b) driveways and walkways;
- c) exterior address numbers and exterior home lighting;
- d) landscaping;
- e) lot grading and retaining walls;
- f) site cleanup; and
- g) approved final inspections as described in these guidelines.

There will be no interest paid on this compliance deposit.

### **B.2 Pre-Design Meeting**

A pre-design meeting between the Design Review Consultant and the Owner or his agent is strongly recommended and should precede the commencement and submission of design plans. This requirement may be waived at the discretion of the Design Review Consultant. The pre-design meeting is intended to cover the scope of the guidelines as applicable to the lot in question. Additionally, relevant architectural character and general development opportunities and constraints will be discussed.

### **B.3 Preliminary Review Submission**

Upon the completion of the pre-design meeting the Owner or his agent shall submit the following plans, drawings, and other information as required to the Design Review Consultant for approval:

- 1) 1 copy of a site plan (at 1/16" = 1'-0") with the following information indicated:
  - i. existing topography and services;
  - ii. property lines, statutory rights-of-ways, easements and covenants (such as no-disturb areas);
  - iii. proposed location of the house;
  - iv. existing and proposed ground elevations at all main house corners;
  - v. proposed floor levels;
  - vi. driveway location with slope calculations; and
  - vii. retaining walls, accessory buildings, structures, fences, pools, solar panels, etc.
- 2) 1 copy of cross sections (at 1/8" = 1'-0" horizontal and vertical scale) to be drawn along the principal front and rear façade and both sides of the house. Cross sections are to extend a minimum of 10 feet beyond the property lines.

Some or all of this requirement may be waived at the discretion of the Design Review Consultant. The cross sections are to include the following information:

- i. existing surveyed ground and proposed finished grades;
  - ii. curb lines, property lines, statutory rights-of-ways, easements and covenants (such as no-disturb areas);
  - iii. proposed location of the house and floor levels; and
  - iv. retaining walls, accessory buildings, structures, fences, pools, etc.
- 3) A front elevation or perspective sketch(es) indicating the architectural character of the house.
  - 4) Such other information and material as the Design Review Consultant may deem required to address the specific conditions of the lot in question.

Upon receipt of a preliminary approval application, a meeting with the Design Review Consultant will be arranged to review the proposal and identify deficiencies to be addressed at formal submission.

#### **B.4 Formal Submission**

Once the Design Review Consultant has granted preliminary approval, the Owner or his agent shall prepare a full design submission for the Design Review Consultant's review and approval prior to making an application for a building permit. The submission will include the following:

- 1) 1 set of 8½" x 11" drawings containing the following:
  - a) site plan and cross sections as specified in Section B.3;
  - b) floor plans showing all levels;
  - c) elevations illustrating all sides of the house;
  - d) garage floor and first floor finished elevation to the site datum;
  - e) elevations of roof peaks;
  - f) exterior materials; and
  - g) confirmation of guideline specified roof material.
- 2) A set of photos of the site and adjacent lots/homes may be requested at the discretion of the Design Review Consultant.

**B.5 Colour Samples**

A colour sample sheet of all exterior wall materials, trim, exterior doors, garage doors and roof material must be submitted for approval to the Design Review Consultant. The colour sample panel may be submitted at time of full design submission or up to 30 days after receiving approval. Approvals granted without the colour sample panel will be contingent on the subsequent approval of the colour panel.

**B.6 Landscape Plan**

A detailed landscape plan drawn at a recommended scale of 1/16" = 1'-0" is required showing the layout of all plantings, lawn, berms and ground covers including a list of quantities and sizes of proposed plant materials. The plan must also show the locations and materials of all hard elements such as buildings, driveway, patios, paths, decks, accessory structures, retaining walls, fences, etc. The landscape plan must be submitted at the time of full design submission or prior to commencement of landscape construction. Approvals granted without the detailed landscape plan will be contingent on the subsequent approval of the detailed landscape plan.

**B.7 Resubmitting  
Fees**

The Design Review Consultant will charge a resubmission fee to the Owner if they are required to resubmit their application due to significant changes in the design.

**B.8 Approval**

The Design Review Consultant shall, within 15 working days of receipt of the full design submission, make a decision with absolute discretion to approve or disapprove the plans submitted.

The Design Review Consultant may before making a final decision, communicate any changes desired by the Design Review Consultant to the Owner or his agent, and if the Owner or his agent does not consent thereto and submit new plans within 15 working days there from, the Design Review Consultant shall make a decision on the basis of the plans and drawing submitted. The Design Review Consultant shall, within 5 working days of making a decision, give notice in writing to the Owner or his agent of that decision. In the event the Owner or his agent does not receive notice within 15 working days of the receipt by the Design Review Consultant of the plans or drawings, the Design Review Consultant shall be deemed not to have approved of such plans and drawings.

It is hereby expressly declared that:

- a) the Design Review Consultant may arbitrarily withhold approval in the event that said plans and specifications are not drawn and stated in strict accordance with these guidelines;
- b) the Design Review Consultant, acting reasonably, may withhold approval in the event that said plans and specifications are not drawn and stated in accordance with such other controls as Blenk Development Corp. or the Design Review Consultant may, from time to time, impose; and
- c) the refusal or failure of the Design Review Consultant acting in accordance with the terms of this declaration shall not be actionable by any person under any circumstances, it being the sole discretion of Blenk Development Corp. or the Design Review Consultant to grant or withhold said approval subject only to the provisions herein stated.

**B.9 Construction  
Completion  
Requirements**

Owners will have 2 years from date of lot sale to begin house construction. The Owner or his agent will have a period of 1 year from the start of home construction to request final inspection of the completed home. The Owner or his agent will have a period of 6 months from date of approval of completed home construction to request inspection of the completed landscape works.

**B.10 Inspection and  
Release of  
Compliance  
Deposit**

Requests for home inspections are to be made to the Design Review Consultant immediately upon completion of home construction. Failure to comply with the plans and other information as submitted and approved will result in the loss of the compliance deposit, without prejudice or any other remedies which may be available to Blenk Development Corp. At the discretion of the Design Review Consultant, the Owner may be required to pay a fee to the Design Review Consultant for re-inspection of deficient items identified in the initial inspection. Upon final inspection and approval by the Design Review Consultant the approved inspection report will be forwarded to Blenk Development Corp.


Requests for landscape inspections are to be made to Blenk Development Corp. immediately upon completion of the works.

Blenk Development Corp. will conduct an inspection of the civil works adjacent to the lot (sidewalks, curbs, streetlights, service boxes, parking pads, etc) after home construction. If damage to the civil works is identified and, in the opinion of Blenk

Development Corp., the damage is a result of home or landscaping construction, Blenk Development Corp. will hold the Owner responsible for such damage and retain the compliance deposit until such time as the damage is corrected. The Owner is responsible to ensure the damage is corrected in a timely manner and to the satisfaction of Blenk Development Corp. Should the Owner fail in this responsibility, Blenk Development Corp. reserves the right to proceed with correcting the damage and deducting the actual cost of this work from the compliance deposit.

The compliance deposit will be released upon completion of the home and landscaping construction and successful inspections by the Design Review Consultant and Blenk Development Corp.

No inspection performed by the Design Review Consultant or Blenk Development Corp. is in any way a structural inspection nor is it in lieu of inspections required by the City of Kelowna. Furthermore, failure by the Design Review Consultant to identify infractions of these guidelines does not, in any way, relieve the Owner or his agent from its obligation to abide by the guidelines and the restrictions herein contained.



## Construction

The cooperation of every Owner and contractor is required to provide a well-planned and attractive neighbourhood that minimizes disruption and nuisance to existing home Owners and the surrounding neighbours.

### C.1 Legal Survey

Lots may have been optioned for a specific Owner prior to the registration of the legal survey. The Owner or his contractors should compare the approved tentative plan with the registered plan to ensure that any variations do not affect their site plan.

The Owner should first visit the site to note unusual siting or grading problems that vary with grading plans. The site inspection should also reference legal, grades, easement and other engineering plans to ensure that there are no conflicts between driveway/sidewalk locations, hydrants, water-valves, signs, street lighting, electrical, telephone pedestals, etc.

### C.2 Site Grading Plan

Site grading must conform to approved site grading plan.

### C.3 Stormwater Management

Contractors shall ensure that measures are in-place to manage stormwater runoff and protect neighbouring properties from erosion and flooding.

### C.4 Damage to Utilities

The cooperation of all contractors and subtrades is requested to minimize damage to curb boxes, water valves, pedestals (power and phone), streetlights, gas lines, hydrants, streets, sidewalks, manholes, curbs and other structures. Should damage occur to services adjacent to any specific lot, charges for repair may be deducted from the compliance deposit.

To protect utilities on and around the site, the Owner or his contractor is required to undertake the following measures:

- a) place a minimum of 16 inches of sand or excavation material on curb and sidewalk to create a crossing ramp for heavy equipment such as excavators and concrete trucks;
- b) prior to the start of construction, adequately mark and/or place and maintain protective fencing around any utilities susceptible to damage over the course of construction; and
- c) brief subtrades, deliverymen and all others on the importance of being careful around utility installations. If damage occurs, it should be understood that repair costs will be borne by the Owner.

**C.5 Materials and Equipment Storage**

No materials or equipment shall be stored on adjacent properties prior to and without the permission of the owner of that property. This applies specifically to foundation excavation material, building materials and landscape materials. Should materials or equipment be stored on adjacent properties, the Owner or his contractor is responsible for clean up and reinstating the property to its original condition immediately following the removal of these materials or equipment. No materials or equipment shall be stored on roads or sidewalk where they result in an inconvenience or pose a safety hazard to the public.

**C.6 Damage to Neighbouring Properties**

Contractors shall take measures to ensure that no damage occurs to neighbouring properties over the course of construction. Specifically, where adjacent homes are substantially complete, protective fencing (i.e. snow fence) shall be erected and maintained along the entire common property line(s) over the course of construction to ensure delineation and protection of these neighbouring homes and landscaping.

**C.7 Garbage Pick-up**

Contractors shall ensure that appropriate containers are provided on the building site to adequately contain waste material during construction. Containers shall not be permitted on the street or adjoining property unless with written authorization from Blenk Development Corp.

**C.8 Waste Material and Litter on Building Sites**

Contractors are requested to maintain daily a clean work site and control waste materials and litter on each site to avoid dispersal by wind. If proper clean up does not occur Blenk Development Corp. will remove the debris and charge the Owner.



**C.9 Foundations**

It is the responsibility of the Owner or his agents to determine the bearing capacity of soil on which he intends to build and design the foundation accordingly. Foundation design should minimize excavation and take advantage of natural grades wherever possible. Owners are advised to secure professional soil investigations and foundation design recommendations as necessary for proposed buildings.

**C.10 Hours of Construction**

Hours of construction for all exterior work shall be as allowed under the City of Kelowna bylaws.

**C.11 Truck Routes**

Construction vehicles are to respect the use and regulations of the City of Kelowna regarding truck routes and times.

**C.12 Miscellaneous and General Practices**

On site activity shall be free of all obscenities or indecent behaviour. All Owners will be responsible and liable for the conduct and behaviour of their agents, representatives, builders, contractors and subcontractors while on the premises of the development. In particular, the following practices are prohibited:

- a) driving of any vehicle or construction equipment at excessive speed or in an unsafe manner;
- b) changing oil on any vehicle or equipment on site or at any other location within the development;
- c) careless treatment or removal of any plant material not previously approved for removal by Blenk Development Corp.;
- d) allowing concrete suppliers, plasterers, painters, or any other subcontractors to clean their equipment or waste materials at a location other than on the Owner's lot;
- e) utilizing or removing any rocks, plant material, topsoil, or similar items from other properties within the development including other construction sites;
- f) pets, particularly dogs, are discouraged. If brought into the development by construction personnel they shall be bound by leash at all times. In the event of any violation hereof, Blenk Development Corp. shall have the right to contact City authorities to impound the pets;

- g) construction access during the time a residence or other improvement is under construction will be over an approved driveway for the lot unless Blenk Development Corp. approves an alternative access. In no event shall more than 1 construction access be permitted onto any lot;
- h) dust and noise control shall be the Owner or his agent's responsibility, including loud music from the construction site; and
- i) construction signage (temporary) shall be limited to 1 Select Builder sign and 1 Blenk Development Corp. marketing sign. Each sign shall be of no greater than 6 square feet of surface area and be located within the construction envelope. All signage shall be removed upon completion of construction. No other trade, supplier or commercial advertising signage will be permitted.

**C.13 Right to Refuse  
Work on the  
Premises**

In the case of a serious infractions of the construction guidelines, improper behavior or unlawful actions as determined by Blenk Development Corp., Blenk Development Corp. reserves the right to refuse to permit the responsible builder, subcontractor or its employees to continue to work on the premises of the development and to take such action as may be permitted by law.